



Mannequin Door Stop

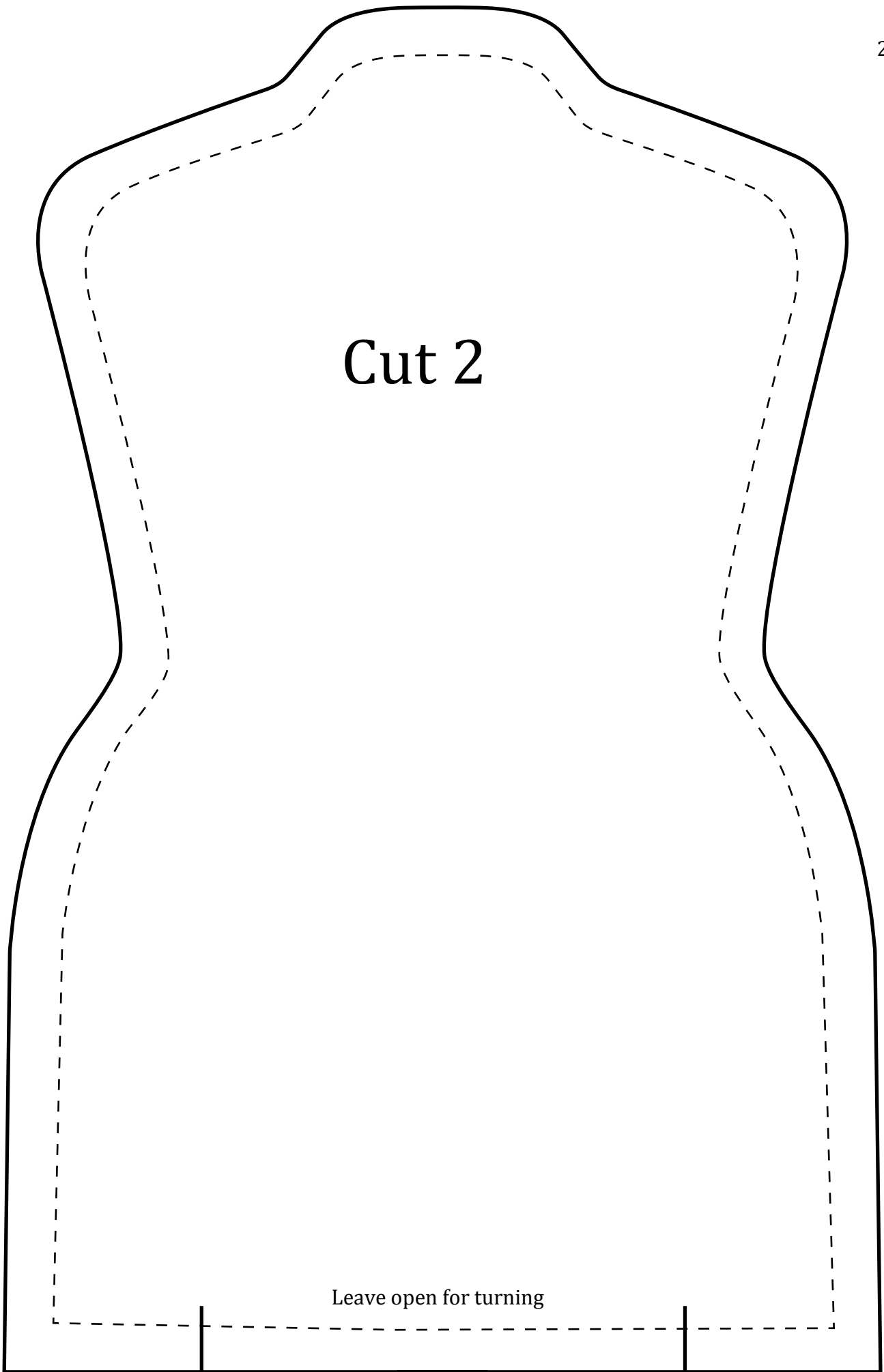
Skill Level -1 Button


This easy to sew pattern will create a doorstop fit for any studio space.

This pattern is for stitchers of all levels.

If at any point you have a question about the instructions, please email:
info@thesewingloft.com








Test square must measure 1" when printed. If not, adjust printed set up to 100%.

Full instructions on this pattern visit [The Shabby Creek Cottage](#).



For more fun patterns & sewing inspiration, visit www.thesewingloft.com.



ABOUT THE AUTHOR: Heather Valentine is the inspiration behind [The Sewing Loft](#), an on-line community focused on inspiring you to “Reclaim” your creativity, one stitch at a time. Connect with her and others in the community on [Facebook](#), [Pinterest](#) and [Twitter](#).